


# Communicate in Print

How to support your child at home



# Communicate in print


Who would you choose to be your new best friend? 

An old man wearing a loud Hawaiian shirt who swigs cocktails throughout the day. A magical unicorn with a pink mane and tail. An American Football player in full protective body kit who usually scores a touchdown. An elegant ballerina who pirouettes for fun. A busy mum who goes out running with her double buggy. A loud football fan who wears his home kit to every match. A keen stamp collector who has a room in his house dedicated to his hobby. A chef with a passion for flambéing his food.

# Communicate in print

What might a child find challenging about this text?

- Knowing the vocabulary involved.
- Scanning with their eyes.
- Reading.
- 'Holding' information in their head.
- Making a choice.
- Dealing with some abstract concepts.

Who would you choose to be your new best friend? 

An old man wearing a loud Hawaiian shirt who swigs cocktails throughout the day. A magical unicorn with a pink mane and tail. An American Football player in full protective body kit who usually scores a touchdown. An elegant ballerina who pirouettes for fun. A busy mum who goes out running with her double buggy. A loud football fan who wears his home kit to every match. A keen stamp collector who has a room in his house dedicated to his hobby. A chef with a passion for flambéing his food.

# Communicate in print

Who would you choose to be your new best friend?









This is more effective because it removes some of the barriers from the text and children can focus on answering the question.



# Communicate in print

Communicate in print is a way to use symbols to support communication and understanding.

The symbols (widgits) are used in a variety of ways in school to support different children.

 blood vessels	 arteries	 veins	 capillaries
 nutrients	 diffusion	 waste products	 circulatory system

What other meanings of the word

'vessel' do you know?

Monday 15<sup>th</sup> May 2023

LI: To begin to understand how seeds are dispersed.

Equipment

Method

Prediction I predict that

Observations













We observed that

**Planning**

What will you need to make your puppet?

List it here:

- \_\_\_\_\_
- \_\_\_\_\_
- \_\_\_\_\_
- \_\_\_\_\_
- \_\_\_\_\_

 fabric	 sock	 felt pens	 sequins
 beads	 glue	 needle	 thread
 card	 paper plate	 pegs	 scissors


LI: To evaluate my final product.

**Evaluating**

How well does your puppet do each of these things?

- \_\_\_\_\_
- \_\_\_\_\_
- \_\_\_\_\_
- \_\_\_\_\_
- \_\_\_\_\_

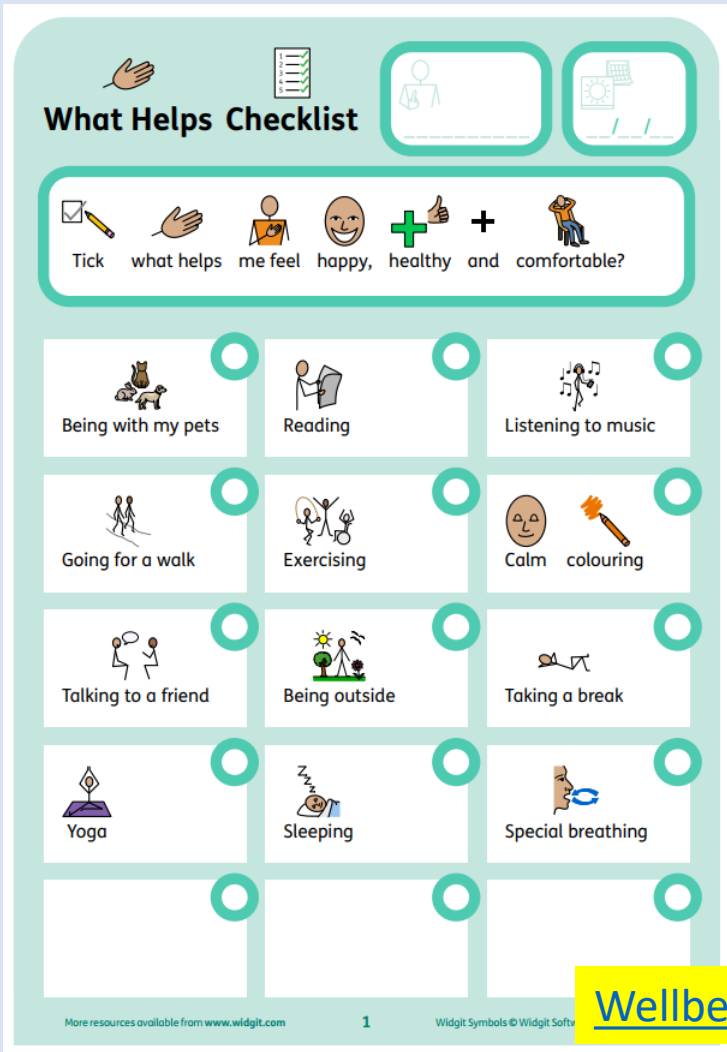
What do you think about



 The boy	 is chopping	 flower
 The girl	 is climbing	 tree

# Communicate in print at home

How can communicate in print be used at home to support your child?



**What Helps Checklist**

Tick what helps me feel happy, healthy and comfortable?

Being with my pets	Reading	Listening to music
Going for a walk	Exercising	Calm colouring
Talking to a friend	Being outside	Taking a break
Yoga	Sleeping	Special breathing

More resources available from [www.widgit.com](http://www.widgit.com) 1 Widgit Symbols © Widgit Software

The resources on this page are designed to support wellbeing.

The resource on the right is about how to breathe when you are anxious.

These resources and more can be found by clicking on the link below.



When we feel anxious...

Imagine a balloon.

It can be any colour you like.

...we like to do special breathing.

You might like to close your eyes.

As you breathe in...

...your balloon gets bigger.

# Communicate in print at home

How can communicate in print be used at home to support your child?



Checklists are a visual way to help children to get through a routine with less support. If laminated, the children enjoy ticking off each activity.



# Communicate in print at home

How can communicate in print be used at home to support your child?

..... Feelings and Emotions .....


Blue	Green	Yellow	Red
Sick	Happy	Frustrated	Angry
Sad	Calm	Worried	Mean
Tired	Feeling OK	Silly	Yelling
Bored	Focussed	Excited	Hitting
Moving slowly	Ready to learn	Loss of some control	Disgusted
Depressed	Alert	Restless	Biting

..... How I am Feeling .....

	Feels like...	I can try to...
5	Out of control	
4	Getting angry	
3	Uneasy	
2	Fine	
1	Calm	

Feeling and emotion charts can be a good way for children to identify and explain how they are feeling to an adult. It can be beneficial to some children to talk to an adult about what they can try to do to help themselves when they feel these different emotions.


[Feelings and Emotions Charts](#) | [Widgit](#)



# Communicate in print at home

How can communicate in print be used at home to support your child?

**Back to school**



The summer holiday is nearly finished.

I had a fun time in the summer holiday.

But now it is time for school to begin again.

I will have less free time going back to school.

Going to school is good for me.

Going to school is important.

I will see my friends and teachers.

**Managing emotions**

Sometimes I feel sad.

Sometimes I feel angry.

It's OK to feel different emotions.

I can try and feel better.

Activities can help me feel better.

rest

squeeze

star jumps

stretch

chill spot

walk

music

snack

sing

drink water

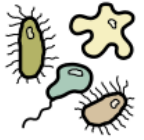
Resources for going back to school after a holiday can be found on the link below.

These are just an example of what you might find on the website.






[back-to-school-parent-toolkit-2021.pdf](https://www.backtoschool.gov.au/back-to-school-parent-toolkit-2021.pdf)

# Communicate in print at home

How can communicate in print be used at home to support your child?








## Staying Safe From Germs

      
Cover your mouth and nose with a tissue every time you cough or sneeze.

  
Do not use your hands.

    
Put tissues into the bin immediately after using them.

      
Then wash your hands with soap and warm water.

      
Do not touch your eyes, nose or mouth with dirty hands.

    
Try to avoid close contact with a person who is unwell.


## Washing-Your-Hands



## Wash your hands

   
Before leaving home.

   
After arriving at school.

   
After using toilet.

     
After breaks and sports.

    
Before preparing food.

      
Before eating foods and snacks.

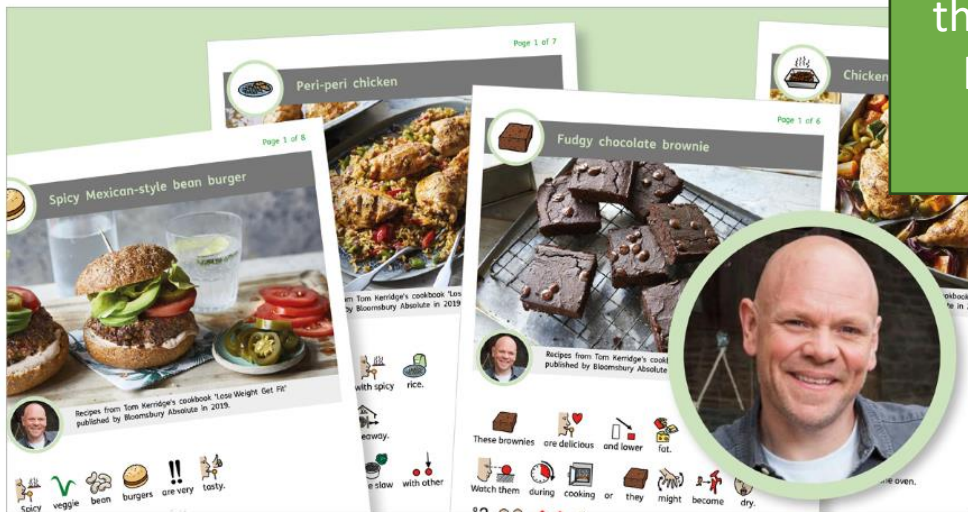
   
Before leaving school.

# Communicate in print at home

How can communicate in print be used at home to support your child?

## Tom Kerridge Lose Weight and Get Fit Recipes

Symbol-supported recipe sheets



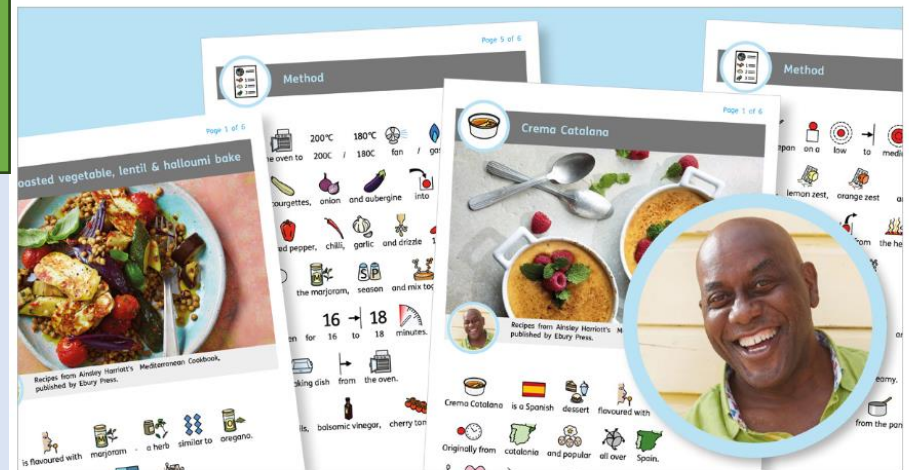
A series of symbolised recipes from Tom Kerridge's Lose Weight and Get Fit Recipe book which were initiated by Sixth Form Teacher, Asa Hancock, to provide access to healthy eating and cooking for students at Ganton School in Hull.

[Widgit Symbol Resources | Symbol-Supported Tom Kerridge Recipes](#)

The links below will take you to a number of recipes that you can use at home with your child.

## Ainsley Harriott Mediterranean Cookbook Recipes

Symbol-supported recipe sheets



A series of symbolised recipes from Ainsley Harriott's Mediterranean Cookbook which were initiated by Sixth Form Teacher, Asa Hancock, to provide access to healthy eating and cooking for students at Ganton School in Hull.

[Widgit Symbol Resources | Symbolised Ainsley Harriott Recipes](#)